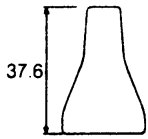
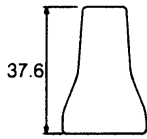


1/2" System – Spezifikationen

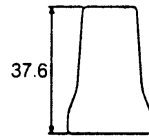
Runddüse 6,4mm
51806



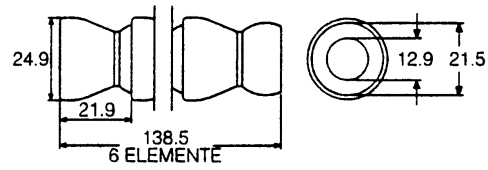
Runddüse 9,5mm
51802



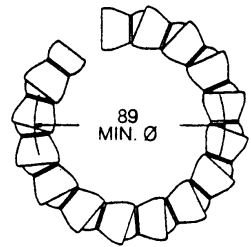
Runddüse 12,5mm
51803



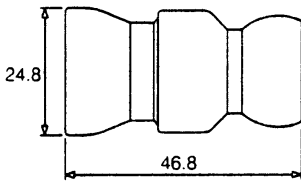
Gelenkstücke 1/2"
51801



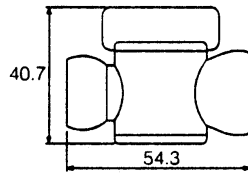
min. Biegedurchmesser



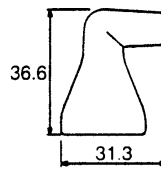
Rückschlagventil
32091



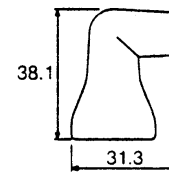
Kugelhahn
32094



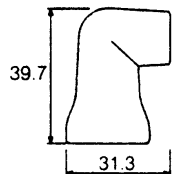
Winkeldüse 6,4mm
51828



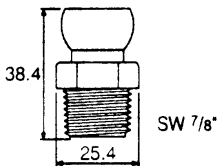
Winkeldüse 9,5mm
51829



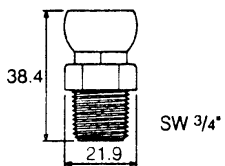
Winkeldüse 12,5mm
51830



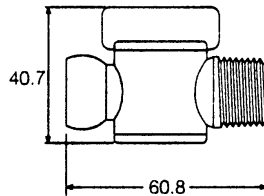
Gewindenippel 1/2"
51805



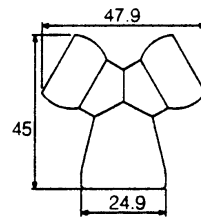
Gewindenippel 3/8"
51804



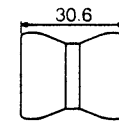
Aussengewinde Kugelhahn 1/2"
32092



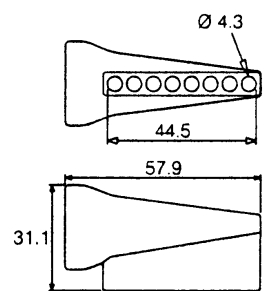
Y-Abzweigungsstücke
51808



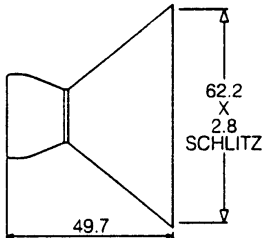
Doppelmuffe
51811



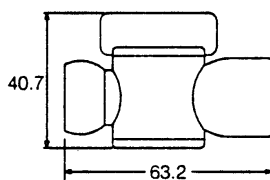
Mehrlochwinkeldüse
51831



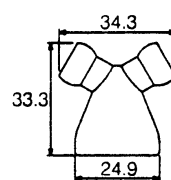
Flachdüse
51809



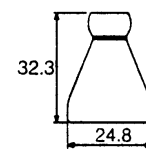
Kugelhahn 1/2" Innengewinde
32093



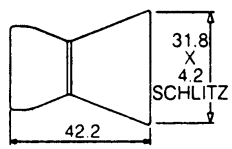
Y-Abzweigungsreduktion
51822



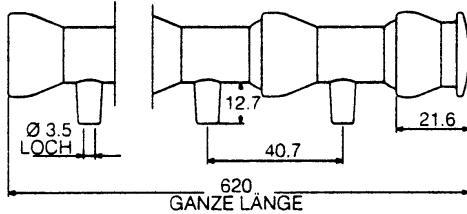
Reduktion 12/6mm
51821



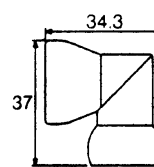
Flachdüse
51807



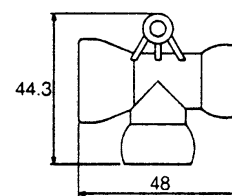
T-Düsen
51837



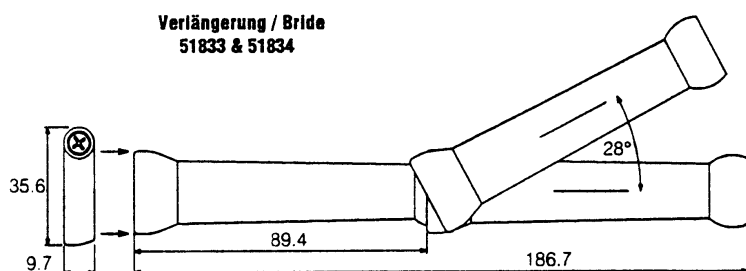
Winkel
51824



T-Stück
51825



Verlängerung / Bride
51833 & 51834



Ringdüsenatz
51837

